







H2 | PROGRESSION: 1-2->SA/B, 3...->R

RANK	COUNTRY	BOAT	TIME
1	 NZL	NZL	06:51.710 <input type="button" value="v"/>
2	 GRE	GRE	06:53.200 <input type="button" value="v"/>
3	 IRL	IRL	06:56.650 <input type="button" value="v"/>
4	 AUT	AUT	07:05.620 <input type="button" value="v"/>



PUEHRINGER, BIRGIT
Position: Bow









FARTHOFER, LISA
Position: Stroke

DISTANCE	RANK	TIME
500m	3	01:43.520
1000m	4	03:30.580
1500m	4	05:17.460
2000m	4	07:05.620


5	 SWE	SWE	07:08.040 <input type="button" value="v"/>
6	 CRO	CRO	07:08.050 <input type="button" value="v"/>

R2 | PROGRESSION: 1-3->SA/B, 4...->FC

RANK	COUNTRY	BOAT	TIME
1	 FRA	FRA	07:00.870 <input type="button" value="v"/>
2	 ITA	ITA	07:01.640 <input type="button" value="v"/>
3	 CZE	CZE	07:03.250 <input type="button" value="v"/>
4	 CRO	CRO	07:10.350 <input type="button" value="v"/>
5	 AUT	AUT	07:15.560 <input type="button" value="v"/>



PUEHRINGER, BIRGIT
Position: Bow










FARTHOFER, LISA
Position: Stroke

DISTANCE	RANK	TIME
500m	4	01:42.480
1000m	4	03:31.360
1500m	5	05:22.610
2000m	5	07:15.560

6	 NOR	NOR	07:17.310 <input type="button" value="v"/>
---	---	-----	--

FINAL: FC - 11 JUL 11:05

FC																		
RANK	COUNTRY	BOAT	TIME															
1	 AUT	AUT	07:05.470 <input type="button" value="v"/>															
<div style="display: flex; justify-content: space-around;"><div style="text-align: center;"><p>PUEHRINGER, BIRGIT Position: Bow</p></div><div style="text-align: center;"><p>FARTHOFER, LISA Position: Stroke</p></div></div>																		
<table border="1"><thead><tr><th>DISTANCE</th><th>RANK</th><th>TIME</th></tr></thead><tbody><tr><td>500m</td><td>2</td><td>01:44.080</td></tr><tr><td>1000m</td><td>2</td><td>03:32.650</td></tr><tr><td>1500m</td><td>1</td><td>05:19.690</td></tr><tr><td>2000m</td><td>1</td><td>07:05.470</td></tr></tbody></table>				DISTANCE	RANK	TIME	500m	2	01:44.080	1000m	2	03:32.650	1500m	1	05:19.690	2000m	1	07:05.470
DISTANCE	RANK	TIME																
500m	2	01:44.080																
1000m	2	03:32.650																
1500m	1	05:19.690																
2000m	1	07:05.470																
2	 SWE	SWE	07:06.690 <input type="button" value="v"/>															
3	 NOR	NOR	07:10.610 <input type="button" value="v"/>															
4	 CRO	CRO	07:16.830 <input type="button" value="v"/>															
5	 BUL	BUL	07:26.040 <input type="button" value="v"/>															